

BMO-210 Vet

Veterinary multi-parameter monitor



ACCURATE



EASY



FAST

BMO-210 Series can monitor physiological parameters: oxygen, ECG, body temperature, pulse, heart rate, blood pressure and so on. Reliable quality and stable health care system make policy makers more confidence. Powerful storage capacity, to ensure that you will not miss any clinical data.



Features

- ▶ 12 inches color TFT LCD screen with multi-channel wave forms display
- ▶ **Have patented technology of blood pressure measurement**
- ▶ Anti-defibrillation, anti electric knife, ECG digital filtering
- ▶ Super ECG anti-jamming capability
- ▶ Above 8000 Blood pressure storage and playback
- ▶ Above 680 hour trend graph subsisting and playback
- ▶ 200 set alarm event storage and playback
- ▶ 12 hour wave line storage and playback
- ▶ Built-in high-capacity rechargeable battery, with both AC and DC
- ▶ Can be connected to a central monitoring system, supports wired and wireless, system software support network upgrade
- ▶ Having a drug concentration calculations, breathing oxygen picture, ST segment analysis, large character interface, ECG full lead showed, abnormal heart rate analysis
- ▶ Detection parameters: ECG / heart rate, noninvasive blood pressure / pulse rate, oxygen saturation, respiration, pulse, temperature

Advanced

Our monitor could be used for cat and dog. Our monitor has been welcomed by the doctors because of its stability in service reliability in operation and simplicity in maintenance. BMV Medical, win the reputation by providing quality products.



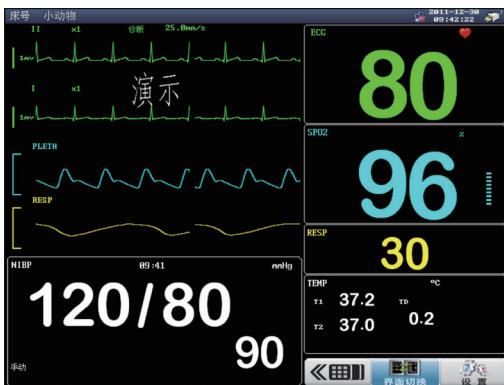
Data Storage – stable and fast

- ▶ 400 groups NIBP measurements
- ▶ 72hours Trend data and Trend graphs
- ▶ 200 groups Alarm events reviewing
- ▶ 12hours Wave forms reviewing
- ▶ Supporting for Arrhythmia analysis and drug dose calculation



Alarming – more safe and reliable

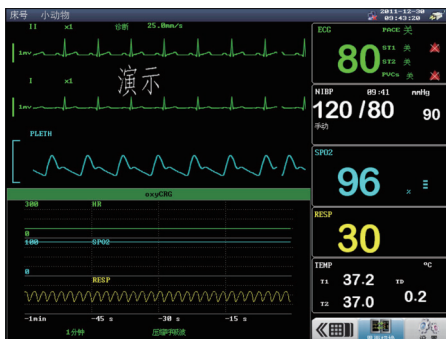
- ▶ 3 level Audible and visual alarming
- ▶ Dual alarm light for physiological and technical alarming
- ▶ Max 8 wave form display simul taneously
- ▶ Max 6 leads ECG waveforms display



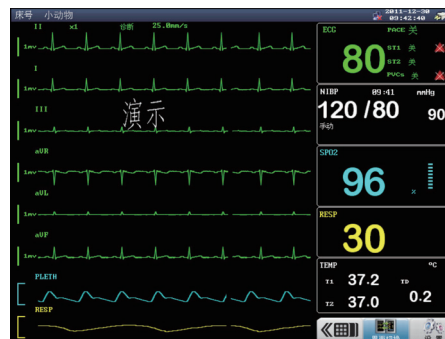
Large font interface
Convenient for long distance observation



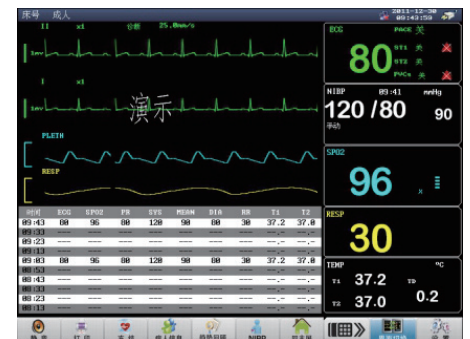
Rich expansion interfaces
To meet a variety of clinical needs



Standard interface
ST segment analysis
to provide comprehensive
diagnostic information



Full-guide interface
7-lead / 12-lead
real-time on screen display




Trend
Accurate interception of
different time data

Function Comparison

Features	BMO-210A	BMO-210B	BMO-210C
Blood oxygen saturation	✓	✓	✓
Exhaled carbon dioxide	×	✓	✓
Body temperature	✓	✓	✓
Blood pressure	✓	✓	✓
ECG	✓	✓	✓
Esophagus probe	×	×	✓
Touch screen	×	×	✓
Monitor	12	12	12

BMO-210A Configuration



TEMP

NIBP

ECG

SPO2

BMO-210B Configuration



TEMP

NIBP

ECG

SPO2



+

External EtCO2 Module



Mount cart (optional)

BMO-210C Configuration



TEMP

NIBP

ECG

SPO2



+

External EtCO2 Module

+



Esophageal ECG & TEMP Monitoring

Optional Accessories

Recorder, Invasive blood pressure, Touch screen, WIFI module, Central monitoring system, Mount cart.